

# ANNUAL REVIEW OF PUBLIC PARTICIPATION PLAN

Skagit Council of Governments Transportation Policy Board  
May 18, 2016

# ADOPTING THE PLAN

## SKAGIT COUNCIL OF GOVERNMENTS Public Participation Plan May 2015



## May 2015

- Plan adopted

## June 2015

- Continued discussion on advisory committees

## July 2015

- Continued discussion on advisory committees

## August 2015

- Decisions on advisory committees:
  - Retain Technical Advisory Committee as it exists, no new standing advisory committee
  - Create bylaws for Active Community Taskforce, formalize structure and clearly define activities

## September 2015

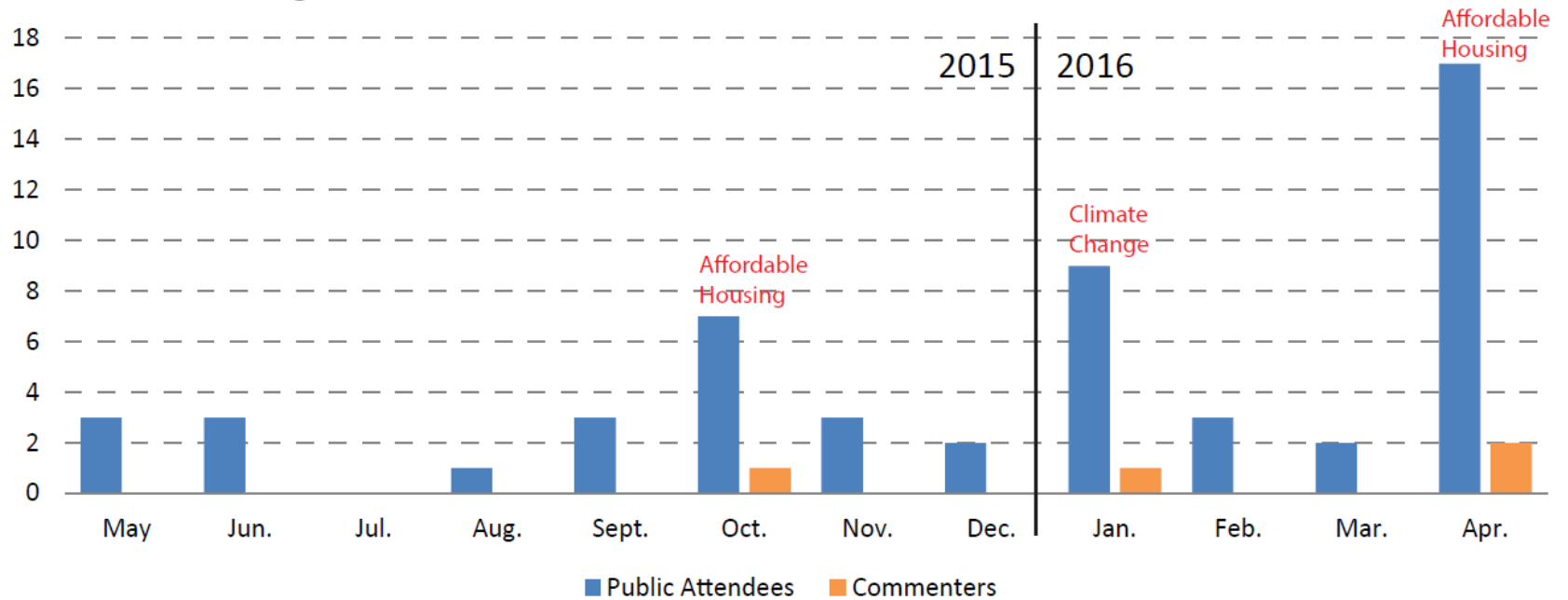
- Held SCOG regional forum



# EVALUATION OF QUANTITATIVE DATA

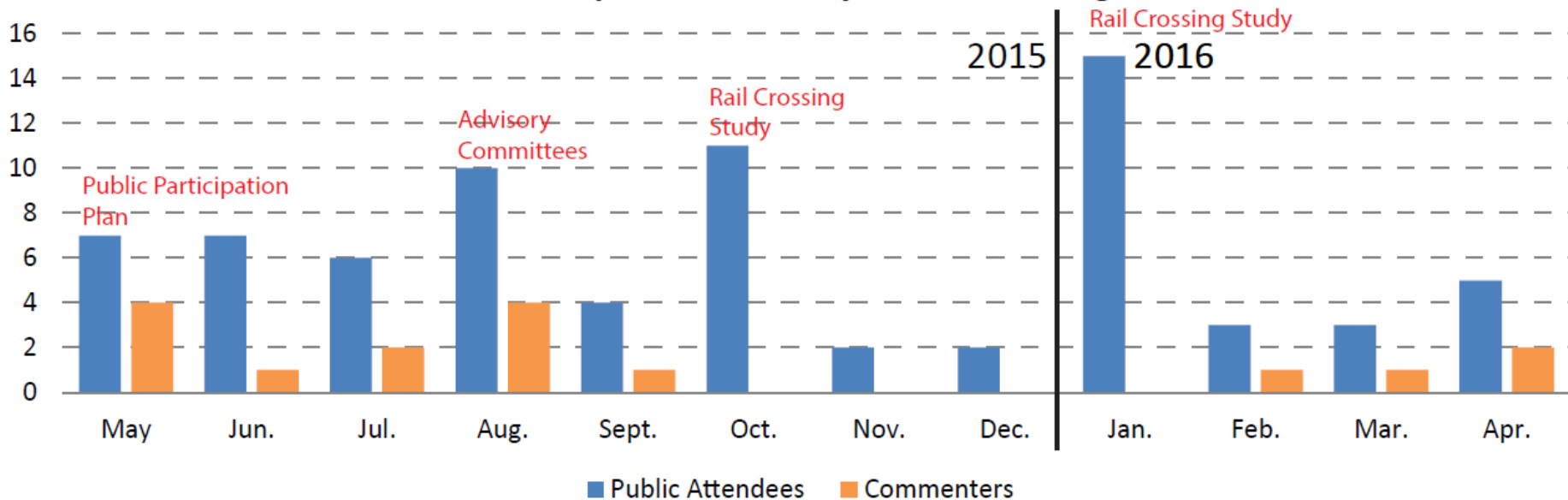
# BOARD OF DIRECTORS MEETINGS

## Housing and Climate Change Seemed to Drive Public Attendance at Board of Directors Meetings



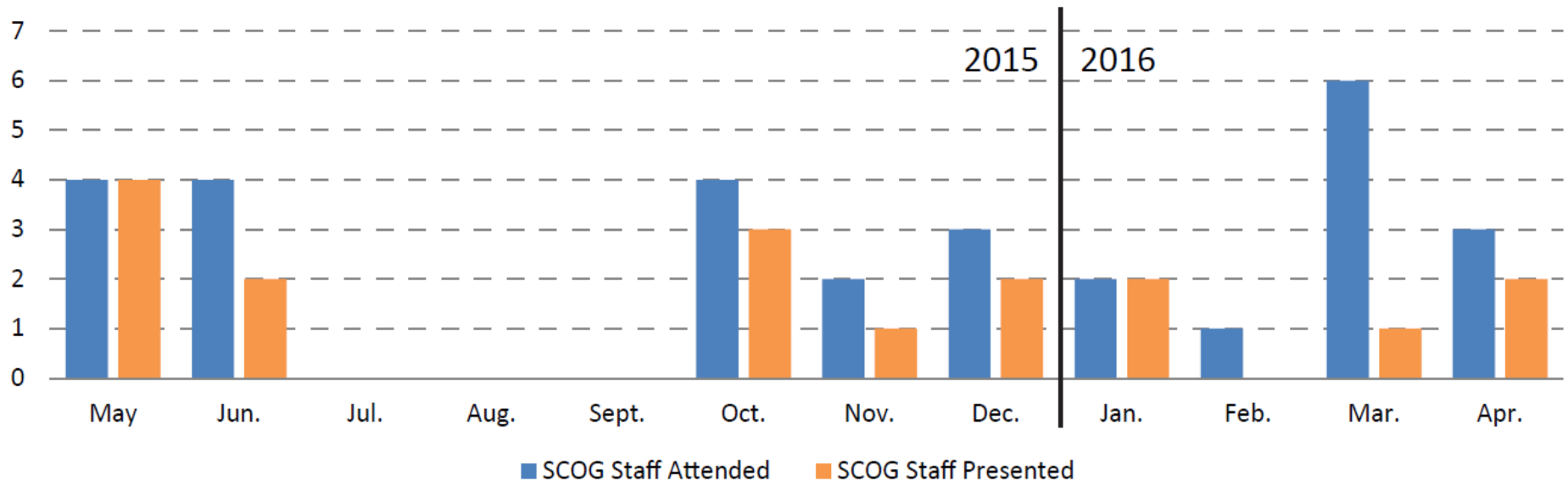
# TRANSPORTATION POLICY BOARD MEETINGS

## Public Participation, Advisory Committees and Rail Crossing Study Seemed to Drive Public Attendance at Transportation Policy Board Meetings



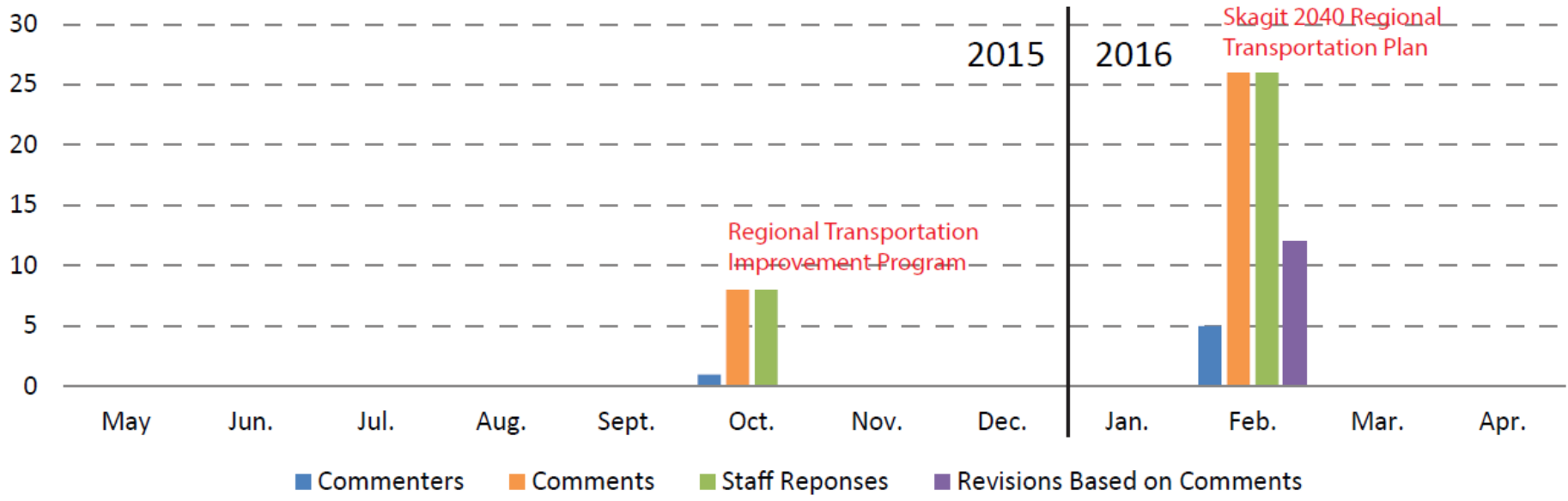
# SCOG STAFF ACTIVITIES

**SCOG Staff Presented on SCOG Activities Throughout Most of the Year**



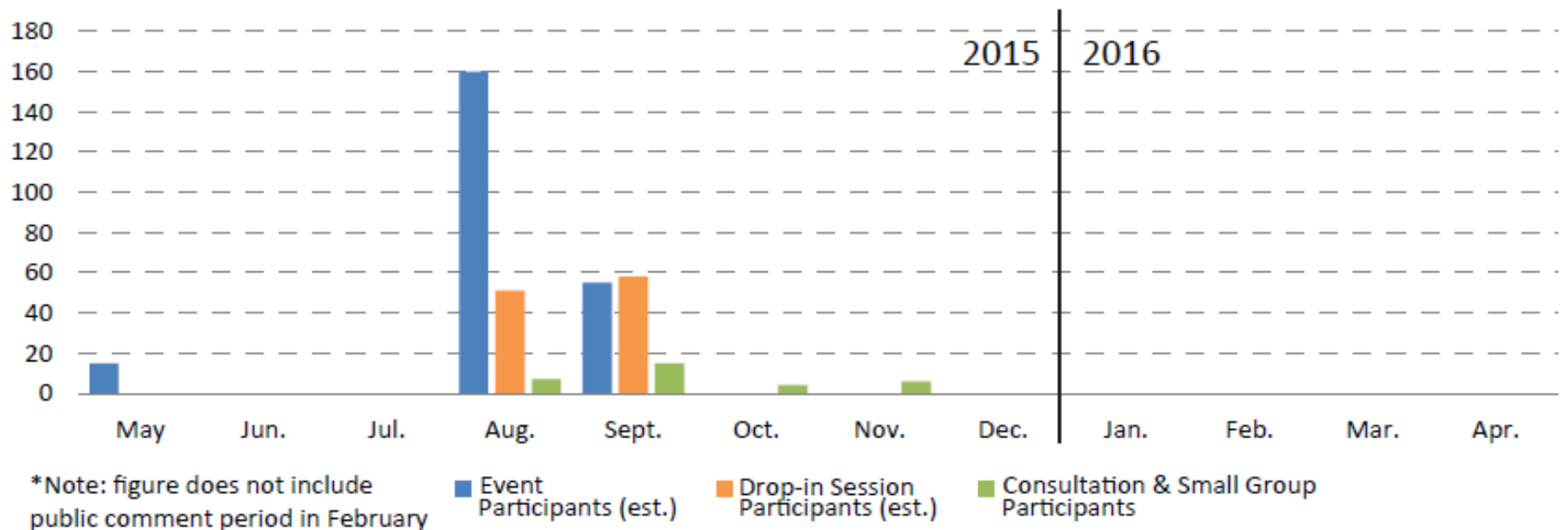
# PUBLIC COMMENT PERIODS

The Public Commented on Major Work Tasks during Public Comment Periods



# SPECIAL PUBLIC MEETINGS AND EVENTS

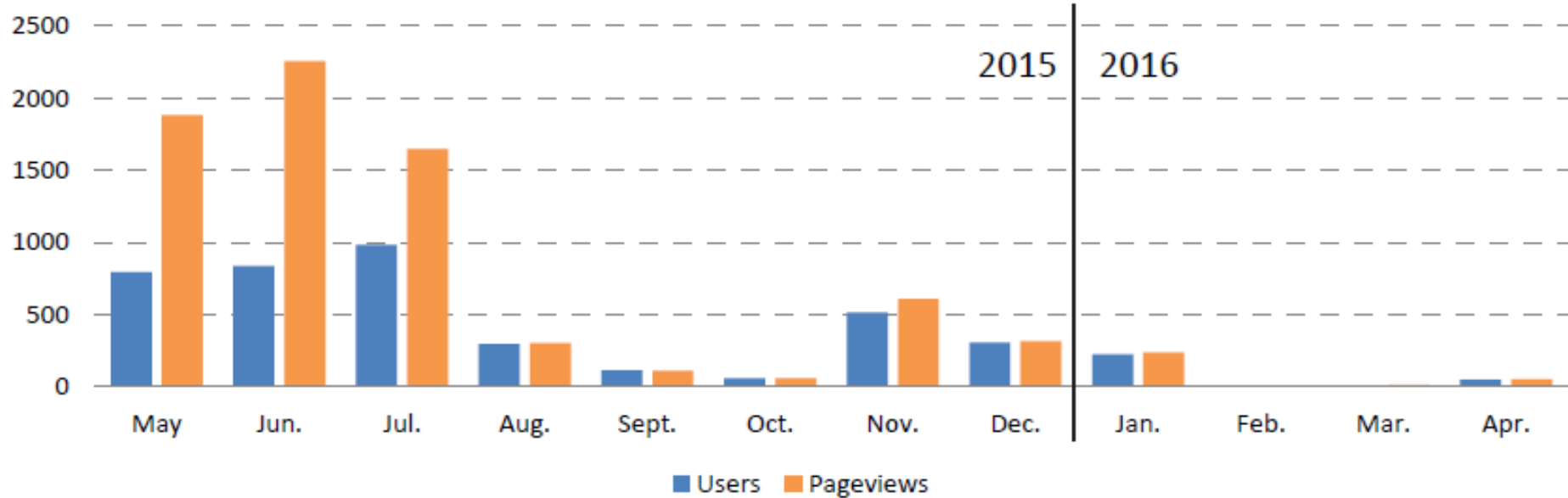
Most Public Participation for Skagit 2040 Regional Transportation Plan Was during Summer 2015





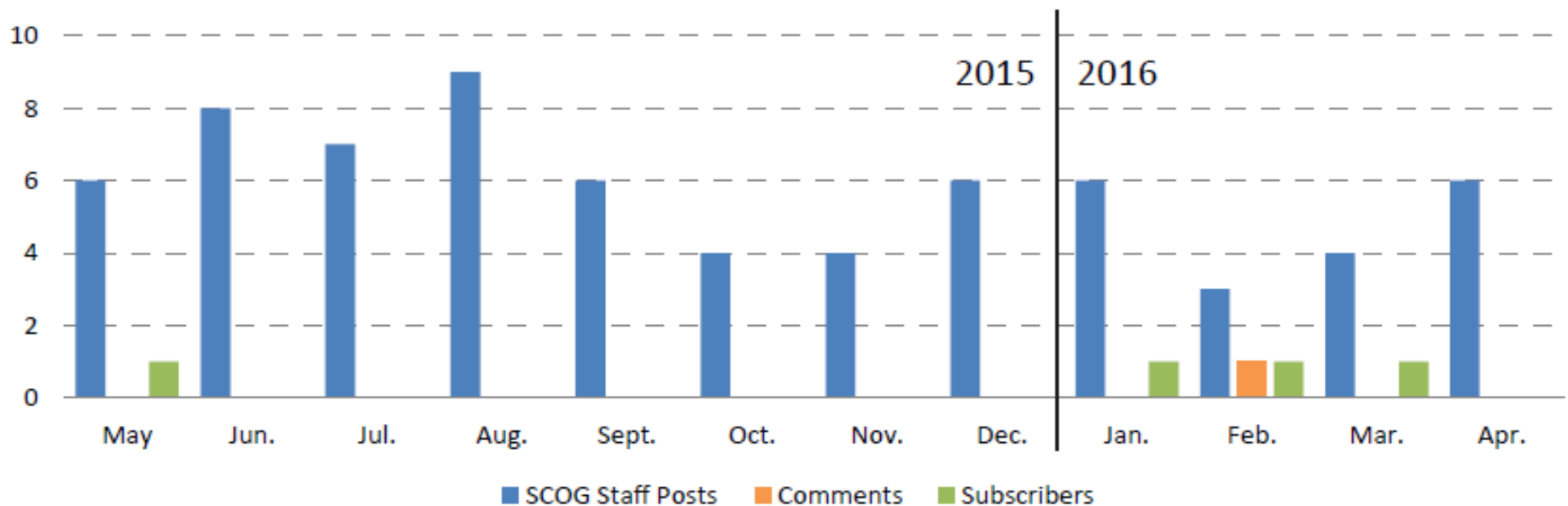
# WEBSITE DATA #1

## Website Tracking Data Shows Huge Swings...



# WEBSITE DATA #2

## ...But Public Interaction with the Website Is Limited



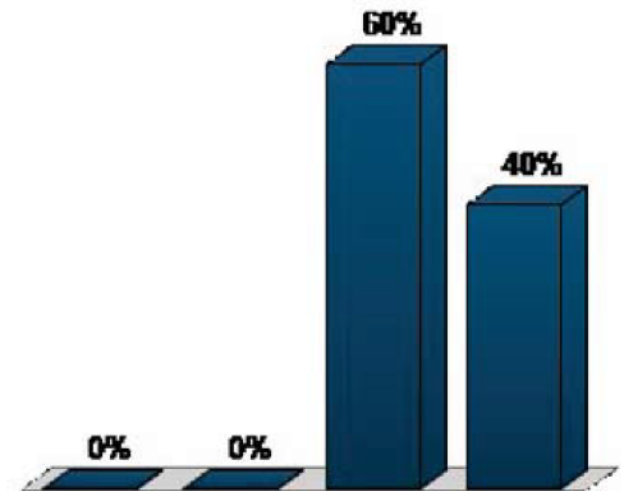


# EVALUATION OF QUALITATIVE DATA

# REGIONAL FORUM SURVEY RESULTS #1

## 1. How useful was the 2015 Regional Forum? (Multiple Choice)

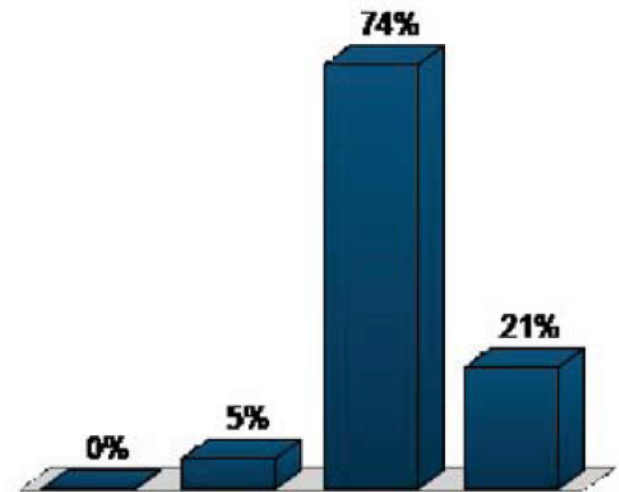
	Responses	
	Percent	Count
Not at all	0%	0
Not very	0%	0
Somewhat	60%	12
Extremely	40%	8
<b>Totals</b>	<b>100%</b>	<b>20</b>



# REGIONAL FORUM SURVEY RESULTS #2

## 4. How much do you now know about SCOG? (Multiple Choice)

<b>Responses</b>		
	<b>Percent</b>	<b>Count</b>
Nothing	0%	0
Very little	5.26%	1
Quite a bit	73.68%	14
A substantial amount	21.05%	4
<b>Totals</b>	<b>100%</b>	<b>19</b>

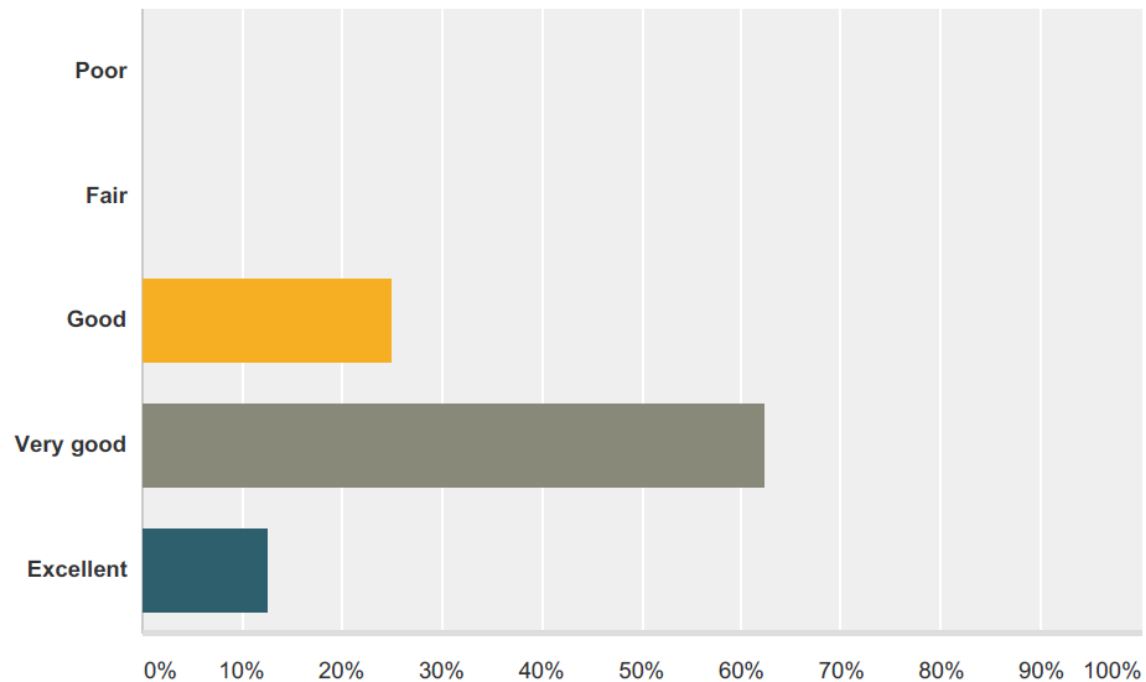


# SPECIAL NEEDS TRANSPORTATION FORUM

## SURVEY RESULTS

**Q1 Please rate the 2015 Skagit-Island  
Special Needs Transportation Forum, held  
on May 27, 2015:**

Answered: 8 Skipped: 0





# WRAPPING UP

# UPCOMING IN 2016 (EXAMPLES)

- No major plan updates
- Regional project prioritization process for public transit-human services transportation projects, including ad hoc advisory committee and other public participation opportunities
- Skagit Special Needs Transportation Forum in June
- Regional Forum in September
- Regional Transportation Improvement Program, including public participation opportunities



# NEXT STEPS

- Continue to collect and analyze data on public participation at SCOG
- Use baseline (2015-2016 data) for comparison to future years
- Compile a list of necessary changes to Plan for next update
  - Only identified change so far is update to non-motorized advisory committee name and description

	2015								2016				Totals
	May	Jun.	Jul.	Aug.	Sept.	Oct.	Nov.	Dec.	Jan.	Feb.	Mar.	Apr.	
<b>Transportation Policy Board Meetings (Weekday Afternoons)</b>													
Public Attendees	7	7	6	10	4	11	2	2	15	3	3	5	75
Commenters	4	1	2	4	1	0	0	0	0	1	1	2	16
<b>Board of Directors Meetings (Weekday Afternoons)</b>													
Public Attendees	3	3	0	1	3	7	3	2	9	3	2	17	53
Commenters	0	0	0	0	0	1	0	0	1	0	0	2	4
<b>Public Comment Periods*</b>													
Commenters	0	0	0	0	0	1			0	5		0	6
Comments	0	0	0	0	0	8			0	26		0	34
Staff Responses	0	0	0	0	0	8			0	26		0	34
Revisions Based on Comments	0	0	0	0	0	0			0	12		0	12
<b>Events (Weekday Mornings-Afternoons-Evenings, Weekends)</b>													
Attended & Held	1			4	2								7
Participants (est.)	15			160	55								230
<b>Drop-in Sessions (Weekday Mornings-Afternoons)</b>													
Held				3	3								6
Participants (est.)				51	58								109
<b>Consultations &amp; Small Group Meetings (Weekday Mornings-Afternoons)</b>													
Held				1	3	1	1						6
Participants				7	15	4	6						32
<b>Local Government, Community Organization &amp; Stakeholder Meetings (Weekday Mornings-Afternoons-Evenings)</b>													
SCOG Staff Attended	4	4				4	2	3	2	1	6	3	29
SCOG Staff Presented	4	2				3	1	2	2	0	1	2	17
<b>Surveys</b>													
Administered		1			1								2
Respondents		8			20								28
<b>Website</b>													
SCOG Staff Posts	6	8	7	9	6	4	4	6	6	3	4	6	69
Users	793	835	984	296	114	57	512	306	226	3	11	49	4186
Pageviews	1882	2256	1647	304	110	59	609	314	236	3	13	50	7483
Comments										1			1
Subscribers	1								1	1	1		4

\*Note: month public comment periods end